Year	New Clubs	Dropped Clubs	Gain/ Loss Clubs	New Members	Charter Members	Reinstate Members	Transfer Members	Total Member Added	Total Members Dropped	Gain/ Loss Members
2022-2023	0	34	-34	458	6	19	70	553	1,134	-581
2023-2024	0	14	-14	439	1	14	33	487	722	-235
2024-2025	0	15	-15	414	0	69	64	547	884	-337
2025-2026	0	10	-10	399	0	17	40	456	679	-223
2026-2027	0	2	-2	113	0	2	7	122	168	-46
Average	**0**	**15**	**-15**	**365**	**1**	**24**	**43**	**433**	**717**	**-284**

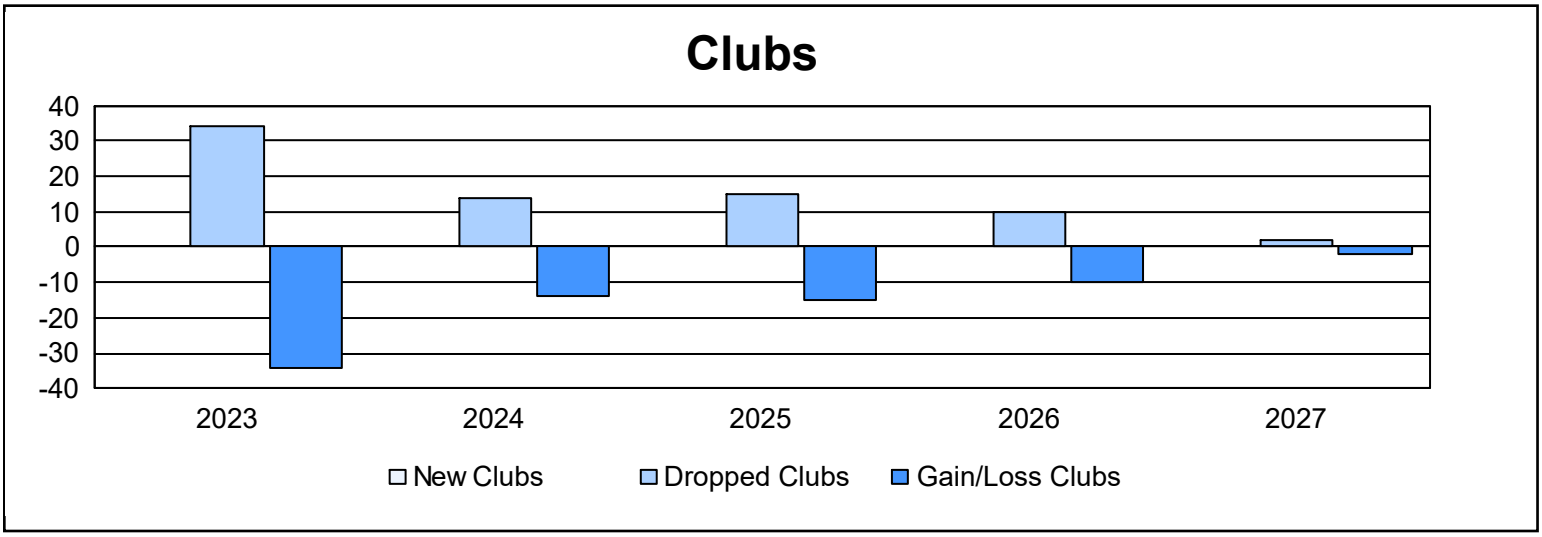

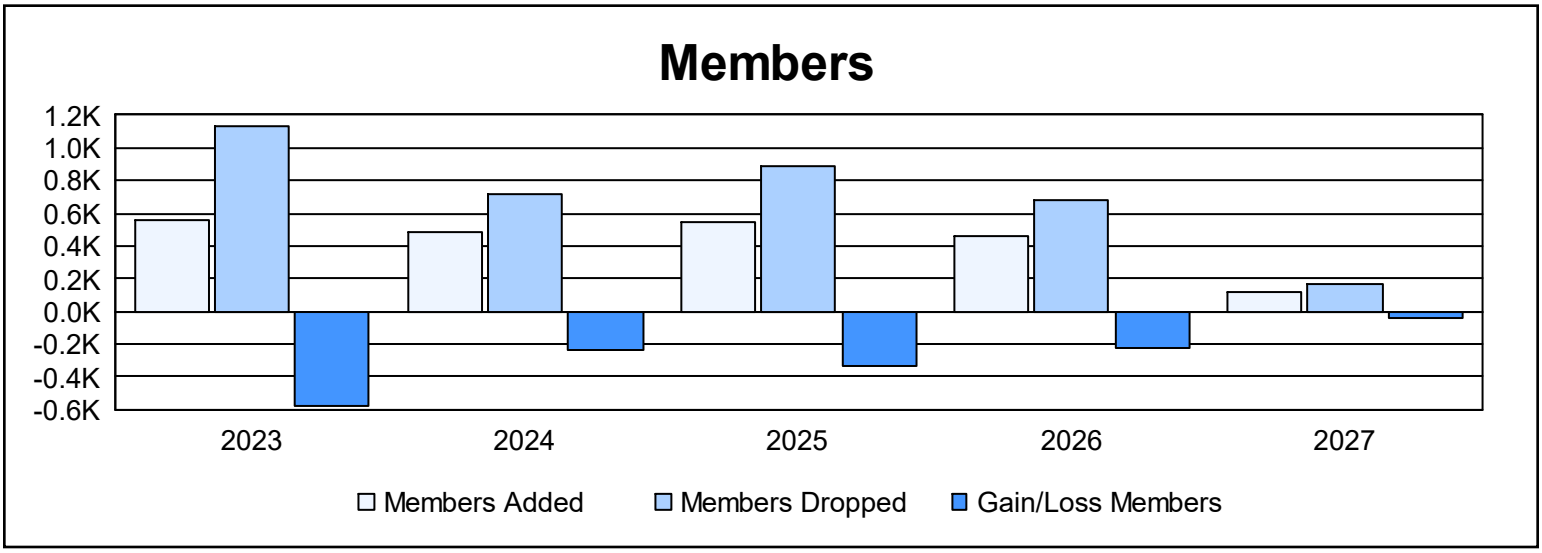

Membership Composition

October 2026 Cumulative

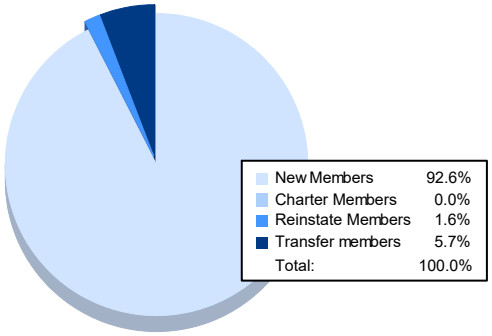

New Members	92.6%
Charter Members	0.0%
Reinstate Members	1.6%
Transfer members	5.7%
Total:	100.0%

Gender Composition

October 2026 Cumulative

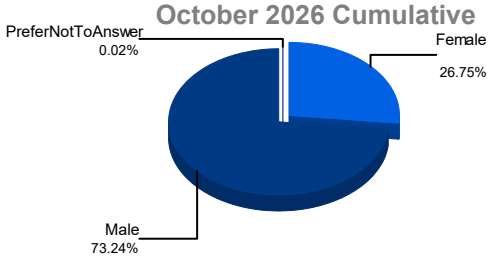

Female	26.75%
Male	73.24%
PreferNotToAnswer	0.02%
NonBinary	0.00%
Total:	100.00%